



NORDIC

Winter Wrapped

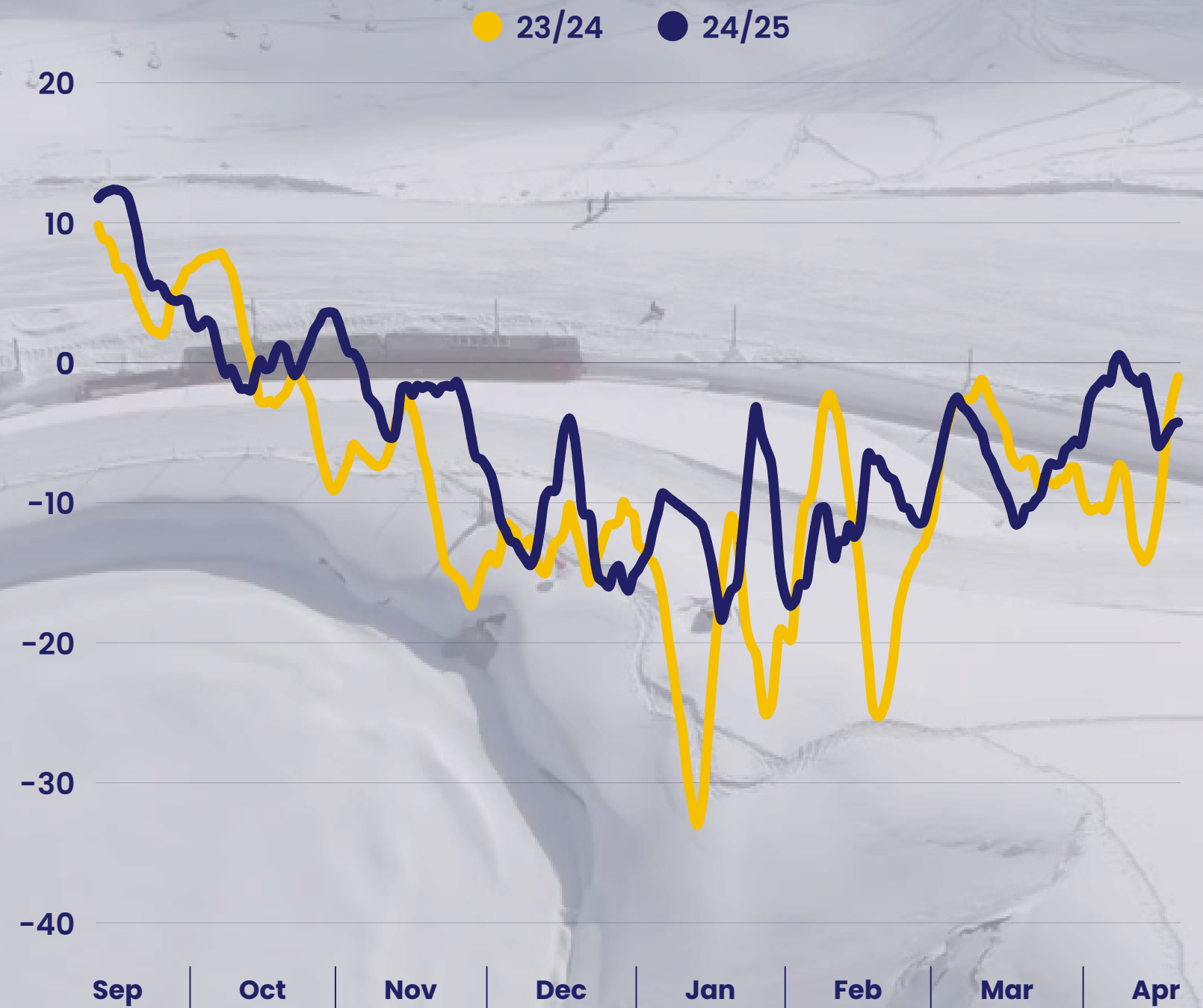
SEASON
2024/2025

Temperature Trends

THE WINTER WAS
MILDER

The average temperature was
3.5 DEGREES WARMER this year
compared to last year

TEMPERATURE COMPARED TO LAST YEAR

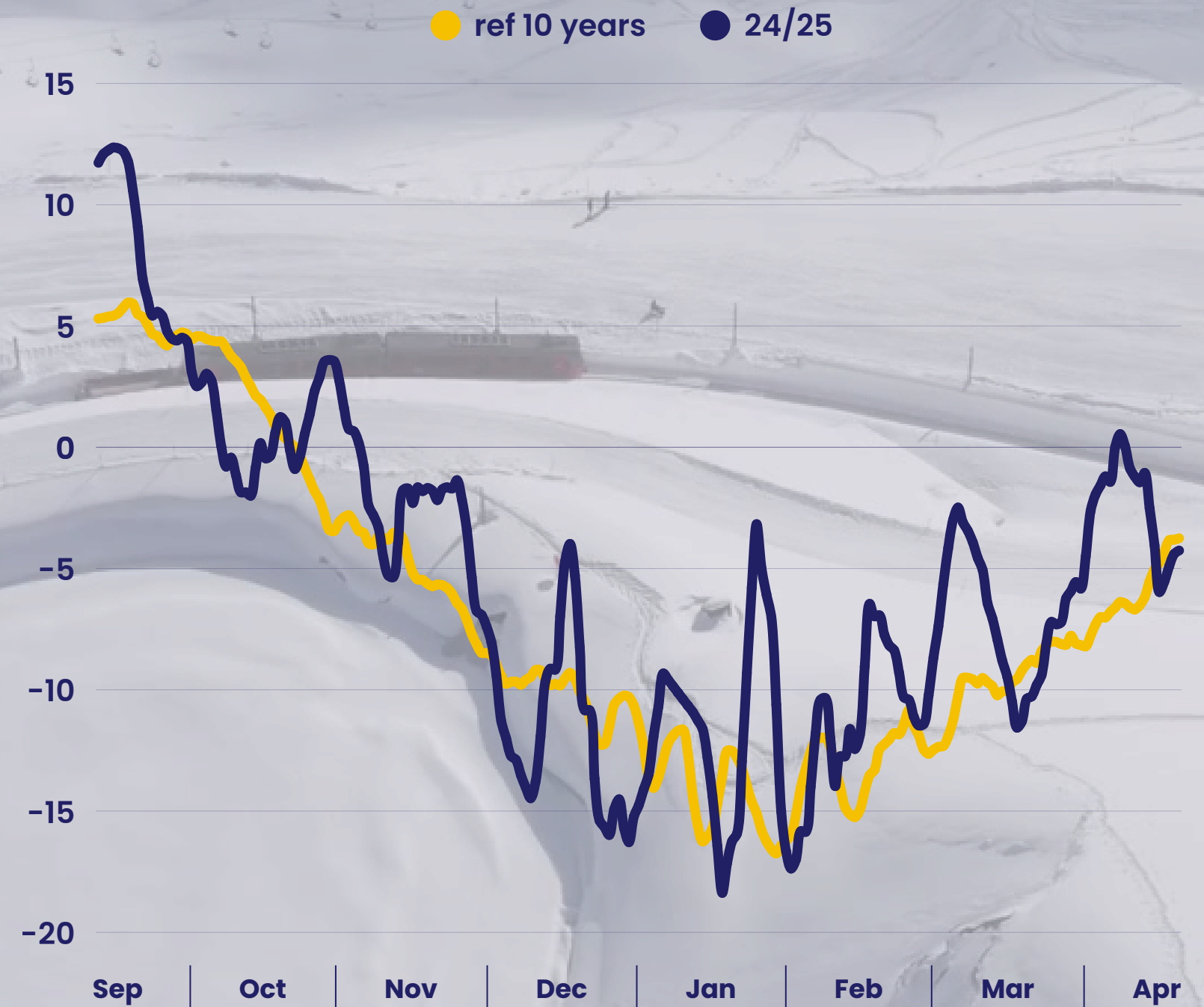


Temperature Trends

THE WINTER WAS
MILDER

The number of subzero days was
13 PERCENT LOWER this year
compared to last 10 years


TEMPERATURE COMPARED TO LAST 10 YEARS



Wheel Damages Overview

DAMAGES COMPARED TO LAST YEAR

● 23/24 ● 24/25



THE AMOUNT OF DAMAGES WAS ABOUT

50% LOWER

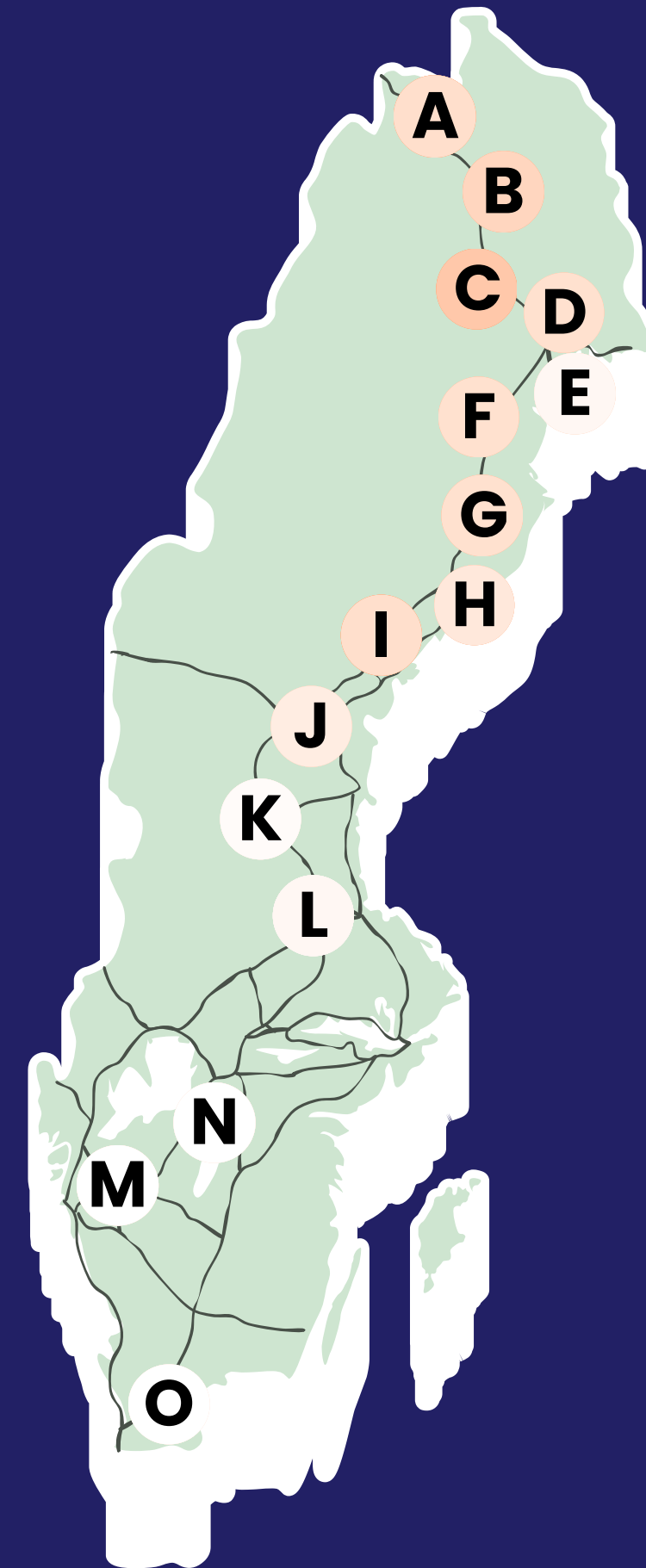
- season started about **4 WEEKS LATER**
- damage peak reached about **4 WEEKS LATER**
- season ended about **2 WEEKS EARLIER**

Geographical Distribution


Damaged wheels per track section



SECTION	Nov	Dec	Jan	Feb	Mar
A	2.3	7.8	16.4	9.8	2.7
B	2.5	7.4	11.9	9.7	4.4
C	2.5	8.9	13.3	10.2	6.0
D	0.9	5.3	8.8	7.8	1.9
E	0.3	1.3	3.0	3.1	0.6
F	1.1	6.5	9.4	8.8	1.9
G	0.9	7.2	9.9	8.8	1.9
H	0.9	6.9	9.0	7.8	1.9
I	1.2	8.7	14.1	12.2	1.8
J	1.1	3.9	5.3	4.8	1.4
K	0.2	1.2	1.1	1.1	0.1
L	0.9	0.7	0.8	0.5	0.8
M	1.9	2.3	0.3	1.7	0.0
N	1.6	0.0	0.0	2.5	0.0
O	2.5	1.5	0.0	1.8	0.0



Damage intensity



How was your winter? ❄️



Customers Input



Reflecting on a mild winter with great preparations, we have maintained control and have had no disturbances due to damaged wheels.

It has been a pleasure working together!



The winter season of 24/25 came with better preparations and milder weather, resulting in a significantly better outcome.

Appreciate the great team work!



We are pleased with the mild winter and have recorded significantly lower damages than last year.

Thanks for a good collaboration!

Wheel Damages Summary

>**28000**

Monitored
wheel pairs

>**2000**

Predicted wheel
damages

>**400**

Detected
wheel flats

>**65**

Detected
bogie issues

STATS IN NUMBERS

These insights are based on more than **12 MILLION** data points we analyzed this winter

THE SUMMARY

These statistics offer just a snapshot of the data we've analyzed for the winter season in rail.

There are much more insights to uncover!

THE SUMMARY

Want to know how predictive maintenance can enhance your operations and keep you ahead of the curve?

Get in touch with us to explore the full potential!



We make sense of data

WWW.PREDGE.SE

